



St. Anthony's Higher Secondary School


3-Cecil Chaudhry (Lawrence) Road, Lahore.

Summer Vacation Homework 2024

Class: Four



Happy Holidays





St. Anthony's High School, 3-Cecil Chaudhary Road Lahore

Instructions for summer vacation Homework 2024



1. This booklet contains summer vacation homework for 2024.
2. Vacation homework is designed to keep the children usefully engaged connecting the book knowledge with practical life.
3. The work is designed under the following formats:
 - a) Thematic work
 - b) Integrated work
 - c) Projects
4. Parents are requested to support, guide and provide inexpensive material required to complete the work.
5. The work given is to develop skills, innovation and creativity, the work done by anybody except the students will not be checked.
6. Parents are requested to help their children learn life skills and promote holistic growth.
7. Instructions are provided for both children and parents to guide and support the completion of activities.
8. Vacation work is divided into 5 weeks, kindly follow the sequence and avoid doing all the work within a short period.
9. Students are expected to be engaged for about 50 hours to complete the entire vacation homework.
10. The homework includes activities that suggest visiting parks, zoos, and other educational and recreational locations.
11. We hope this exercise will help children and parents to spend some quantity time together, which they miss during the school days and turn the learning into a joyful experience.
12. Please avoid using expensive materials.
13. Students Learning Outcomes (SLOs) are mentioned before each activity where necessary.
14. Submit the completed homework on August 6th, 7th, and 8th, 2024.
15. Please obtain a receipt from the teacher after submitting the homework.

Happy Holidays



WORD BANK

Road	Friction	Gush	Canal	Map	Speed	Rink	River	Vehicles	Catch
Drizzle	Orchard	Machine	Flight	Soaked	Crop	Splash	Shower	Paddy	Current



shutterstock.com · 2162067689

Week no: 1
Theme: Weather

English:

SLOs: Students will be able to improve their writing skills.

Activity 1: Write a paragraph on current weather condition of Pakistan. (8 lines)

SLOs: Students observational skills will be enhanced.

Activity 3: Visit any of your favorite places in a pleasant weather with your family. And write your experience in 10 lines.

Mathematics:

SLOs: Students will be able to interpret and analysis weather data using basic mathematical operations such as subtraction.

Activity1: On Monday, it rained 15 mm. On Tuesday, it rained 10 mm less than Monday. How much did it rain on Tuesday?

Instructions: Collect the given information then apply subtraction operation.

SLOs: Students will be able to learn about multiplication.

Activity2: The average temperature in a city was 28°C for 5 days. What was the total temperature for those 5 days?

Instructions: Solve the question with the help of multiplication.



Science:

SLOs: Students will be able to demonstrate an understanding of how weather affects daily life and make informed decisions based on weather.

Activity 1: Weather Experiment: Conduct simple experiments, like creating a rain cloud in a jar or making a barometer, to help students understand weather phenomena.

SLOs: Students will be able to understand the weather conditions and change in it.

Activity 2: Prepare a weather forecast presentation for an assigned day, including symbols, images, or graphics.


Weather vs. Climate


Weather	Climate

Drag and drop in the correct column to sort the terms that describe either weather or climate.

Sunny

Tropical

Usually changes slowly over time

Polar

Foggy

Can change quickly from day to day

A dry desert region that has little rain

Blizzard

Computer:

SLOs: Students will be able to learn MS Word.

Activity 1: Write a short paragraph on current weather condition of Pakistan.

Instructions: Take a printout and attached on homework register.

- The paragraph should be of approximately 50 words.

SLOs: Students will be able to understand the use of MS word.

Activity 2: Does weather affect computers? Write a short note on MS word.

Instructions: Take a printout and attached on homework register.

Social Studies:

SLOs: Explain how human actions contribute to global warming and suggest solutions to reduce its effect.

Activity1: How can we as individuals help to reduce the global warming, and why it is important for everyone to work together on this issue?

Instructions: https://youtu.be/oJAbATJCugs?si=3xbT0j_hJB6K5kOB

After watching this documentary video encourage students to brainstorm practical solution to reduce global warming, such as using renewable energy sources and reducing waste, while discussing the collective responsibilities we have to protect the environment.

SLOs: Students will be able to identify and describe the effect of global warming on the environment.

Activity 2: What are the some ways that global warming effects plants, animals, and weather patterns around the world?

Instructions: Engage students in a discussion about specific examples of how global warming affects different effect of environment, such as polar ice melting and changes in animal habitats.


Art:

SLOs: Students will understand the condition of a person in hot weather and learn the precautions.

Activity 1: Draw a man walking in the sun and give an imaginary scene.

SLOs: Students will understand sun safety precautions.

Activity 2: Draw a picture to show how you can stay safe in the Sun.



اردو

حاصلات تعلیم: اس سوال کو کرنے کے بعد طلبا اس قابل ہو سکیں گے کہ وہ موسمی تبدیلیوں کے بارے میں جانے اور ان کی وجوہات بھی جان سکیں گے۔
سرگرمی نمبر 1: "موسم کیا ہے اور اس کا انسانی زندگی پر کیا اثرات ہیں اور اس سے متعلقہ معلومات ہماری زندگیوں میں کیوں ضروری ہے؟
ہدایات: زندگی میں موسم کے مفہوم کی اہمیت پر بات چیت کریں۔ موسم کی اہمیت پر بحث کریں اور زندگی کے مختلف شعبوں میں موسم کے اثرات پر غور کریں۔
حاصلات تعلیم: اس سوال کو کرنے کے بعد طلبا اس قابل ہو سکیں گے کہ وہ موسمی تبدیلیوں کی وجوہات جان سکیں گے۔
سرگرمی نمبر 2: دو دوستوں کے درمیان مکالمہ موسمی تبدیلیوں کی وجوہات تحریر کریں۔
ہدایات: دس سطور تحریر کریں۔

الفاظ اور پیرا گراف

الفاظ: اکھیلیاں، منظر، گھل مل، گھومتا پھرتا، رزانی چندھیا، اعتماد، اُچھلتا، جھاڑیوں، خیالات

پیرا گراف

پہلے تو اُس نے کبھی اس بارے میں سوچا ہی نہ تھا۔ اب وہ رونے لگا۔ اسے طرح طرح کے خیال آنے لگے۔ شاہد میرے دانت کہیں گر گئے ہیں اور مجھے پتا ہی نہ چلا ہو۔
ایک خیال یہ تھا کہ اُسے اپنے ماں کو صاف بتا دینا چاہیے کہ اُس کے دانت گم ہو گئے ہیں۔ پھر خیال آیا کہ ماں تو اسے جھڑکے گی کہ اُس نے اپنے دانتوں کو خیال کیوں نہیں رکھا۔

اسلامیات

حاصلات تعلیم: طلباء مختلف موسموں کی اہمیت اور ان کے فائدے قرآن میں سے جان سکیں گے۔
سرگرمی نمبر 1: قرآن میں ذکر کیے گئے مختلف موسموں کی اہمیت کیا ہے؟
ہدایت: والدین کی موسموں کی اہمیت جاننے میں ان کی مدد کریں۔
حاصلات تعلیم: طلباء جان سکیں گے کہ بارش کو اللہ تعالیٰ کی رحمت کیوں کہا جاتا ہے اور اس کے کیا فوائد ہیں۔
سرگرمی نمبر 2: بارش کو اللہ تعالیٰ کی رحمت کیوں کہا گیا ہے؟
ہدایت: والدین طلباء کو مختلف احادیث کا حوالہ دے کر اس سرگرمی کو کرنے میں مدد کریں۔

Week no: 2

Theme: Weather

English:

SLOs: Students will be able to observe their surrounding and write about nouns.

Activity 1: Write a poem on sunny day with the help of giving rhyming words.

Instructions: sunny, funny, runny, money, honey, bunny

SLOs: Students writing skills will be improved.

Activity 2: Write an application to the principal about a week holidays due to a hot weather.

Mathematics:

SLOs: Students will be able to analysis perimeter of a weather map.

Activity1: A weather map has the following dimensions:

- Length = 12 cm
- Width = 8 cm
- Calculate the perimeter of the weather map.

Instructions: Collect the given information then apply perimeter formula.

SLOs: Students will collect and interpret weather data.

Activity2: Students with access to weather reports from different sources such as websites, apps, or local news channels.

- Students will collect data for a specific period (e.g., a week) including:
- Daily high and low temperatures
- Rainfall amounts
- Wind speeds
- Any other relevant weather information

Instructions: Make a weather report on a graph.

Science:

SLOs: Students will be able to understand the weather conditions and its change.

Activity 1: Weather Diary: Encourage students to keep a weather diary for a month, drawing a picture or writing a short description of the weather each day.

SLOs: Students will be able to learn sudden changes in weather.

Activity 2: Weather Chart: Create a chart with columns for date, day, weather, temperature, and humidity. Have students record the weather data for a week or month and analyze the patterns.

Social Studies:

SLOs: Student will identify and describe different types of weather phenomena.

Activity1: What are the different types of weather phenomena, and how the impact on our daily lives?

Instructions: Being by engaging students with discussion about daily weather reappearances. Ask them to describe different types of weather they have encountered such as rain, snow, wind, sunshine and clouds.

SLOs: Identify and explain the purpose of weather instruments used to measured and predict weather condition.

Activity2: How do weather instrument such as thermometers, barometers, and anemometers help us understand and predict weather patterns?

Instructions: Facilitate discussion about how weather instrument contribute to our understanding of weather phenomena and help us make weather predictions. Ask student to think about real-life scenarios where weather instruments would be useful (e f, forecasting a storm monitoring temperature changes).

Computer:

SLOs: Students will be able to use MS paint.

Activity 1: Draw a painting of your favorite season on MS paint.

Instructions: Take a color printout and attached it on holidays homework register.

SLOs: Students will be able to learn MS Word.

Activity 2: Who launched the first satellites? Write the first satellite name and also the date of launching.

Instructions: Take printouts and attached on holiday homework register.

Art:

SLOs: Students will understand the different seasons.

Activity 1: Draw the picture of four seasons and colour it.

Instructions: https://youtube.com/watch?v=xK3Q8P_CjBk&feature=shared

SLOs: Students will understand the different seasons, seasonal Fruits and vegetables.

Activity 2: Draw seasonal fruits and vegetables and use to creon to color it.

Instructions: <https://youtube.com/watch?v=XnAhcQwvm10&feature=sh>

اردو

ہدایات: والدین طلباء کو جملہ سازی میں مدد کریں نیز انہیں اسم فعل اور مفعول کی مدد سے جملے بنوائیں۔
حاصلتِ تعلیم: اس کے بعد طلباء جملہ سازی کرنے کے قابل ہو جائیں۔

سرگرمی نمبر ۱: جملہ سازی کے لیے الفاظ ۱: دھند، ۲: بارش، ۳: تندیلی، ۴: طوفان، ۵: برف، ۶: گرمی، ۷: سردی، ۸: اندھی، ۹: گلوبل و ایننگ، ۱۰: بہار
ہدایات: گرائمر کی روح سی فعل ماضی کا استعمال کرتے ہوئے پیرا گراف تحریر کریں۔

حاصلتِ تعلیم: اس پیرا گراف کو تحریر کرنے کے بعد طلباء فعل ماضی کا استعمال کرنے کے قابل ہو سکیں گے۔
سرگرمی نمبر ۲: موسم بہار پر پیرا گراف تحریر کریں

املا کے الفاظ اور پیرا گراف

الفاظ: خوش گوار، غلطی، خراماں، ضابطے، احترام، محبت، گلی محلے، پنکھا، کوڑا کرکٹ، نقصان

پیرا گراف

موسم بہت خوشگوار تھا۔ حامد صاحب اپنے بچوں کو قریبی پارک میں لے گئے۔ طیب، فوزیہ اور عافیہ بہت خوش تھے۔
تینوں بہن بھائی مل کر کھیلنے لگے کھیلتے کھیلتے وہ پارک میں تک چلے گئے۔ تھوڑی دیر بعد خوب صورت پھول ہاتھوں میں لیے خراماں خراماں چلتے ہوئے واپس آ رہے تھے۔
ہاتھوں میں پھول دیکھ کر حامد صاحب افسردہ لہجے میں کہنے لگے۔
بچو! یہ تم نے کیا کیا۔

اسلامیات

حاصلتِ تعلیم

اس سے طلباء حضرت نوح علیہ السلام کا قصہ اور طوفان کی اہمیت کو سمجھ سکیں

سرگرمی نمبر ۱: حضرت نوح علیہ السلام کے قصے میں طوفان کی کیا اہمیت ہے؟

ہدایت: یوٹیوب پر حضرت نوح علیہ السلام کی وڈیو دیکھیں اور سرگرمی کو حل کریں۔

حاصلتِ تعلیم

قرآن اور کی روشنی میں طلباء مختلف موسموں کو جان سکیں گئے۔

سرگرمی نمبر ۲: کس طرح مختلف موسم اللہ کی وحدانیت کی نشانی ہے؟

ہدایت: والدین طلباء کے ساتھ تجزیہ کریں گے کہ مختلف موسم کیسے اللہ کی وحدانیت کی نشانی کے طور پر دیکھے جاسکتے ہیں۔

Week no. 3
Theme: Internet



ENGLISH:

SLOs: Students will be able to understand the basic concept of the internet; they will also be able to explain what the internet is and its purpose and will also learn to identify uses of the internet. These outcomes aim to improve their reading and comprehension abilities in English.

Activity 1: Comprehension Passage: **The Internet**

The internet is a vast network that connects millions of computers around the world. It allows people to communicate, share information, and access a wealth of knowledge. You can use the internet to send emails, watch videos, play games, and even learn new things. Many people use the internet to do their work and stay in touch with family and friends. It's important to use the internet safely by not sharing personal information and being kind to others online.

Answer the following questions.

- Q. 1. What is the internet?
- Q. 2. List three activities you can do on the internet.
- Q. 3. Why do people use the internet?
- Q. 4. What is one important thing to remember when using the internet?

SLOs: Students will be able to enhance their understanding of the internet's educational benefits and improve their communication abilities.

Activity 2: Write a dialogue between two friends about the importance of internet in education (10 dialogue each friend).

Mathematics:

SLOs: Students can apply mathematical skills to real-world problem related to the internet.

Activity1: A website has 5000 pages. If a student visits 250 pages per day, how many days will it take to visit all the pages?

Instructions: Division operation can be applied to solve this problem.

SLOs: students can analyze and interpret data related to internet usage.

Activity2: An internet plan costs Rs.1500 per month. If a family uses the internet for 6 months, how much will they pay in total?

Instructions: Multiplication operation can be applied to solve this problem.

Social Studies:

SLOs: Students will provide examples of how people use the internet to share information globally.

Activity1: How has the internet changed the way people use communicates and share information around the world?

Instructions: Students can be asked to draw a picture of how people communicated before the internet (like writing letters or using landline phones). Draw a picture of how people communicate today using the internet (like video chatting or using social media). Write a few sentences comparing the two methods of communication.

SLOs: Students will be able to identify and describe different modes of internet communication used to connect people across the globe, including email, social media platforms, video calls, online forms, and instant messaging.

Activity 2: "How does the internet connect people from different parts of the world, and what are the benefits of this global connection?"

Instructions: Use the internet to research how the internet facilitates connections between people across the globe.

Computer:

SLOs: Students will be able to define what the Internet is and its basic uses.

Activity 1: Draw a list on MS word for the uses of internet.

Instructions: Use bullet points or numbers to make your list look neat and organized.

- Add some colorful icons or images to make your list more fun!
- Print your list and share it with your friends or family!

SLOs: Students will be able to evaluate online sources for credibility and reliability.

Activity 2: Use a rubric to assess their ability to evaluate online sources.

Instructions: 1. Choose a website to evaluate.

2. Use the rubric to assess your ability to evaluate online sources.

3. Read each criterion and evaluate yourself honestly.

4. Choose the level that best describes your ability (Excellent, Good, Fair, Needs Improvement).

5. Practice evaluating online sources regularly to improve your skills.

Science:

SLOs: Students will be able to identify and explain basic science concepts (e.g., create models using clay, paper, or cardboard to learn about scientific concepts like the solar system, water cycle, or simple machines).

Activity 1: Create models using clay, paper, or cardboard to learn about scientific concepts like the solar system, water cycle, or simple machines.

SLOs: Students will be able to learn about our surroundings living creatures.

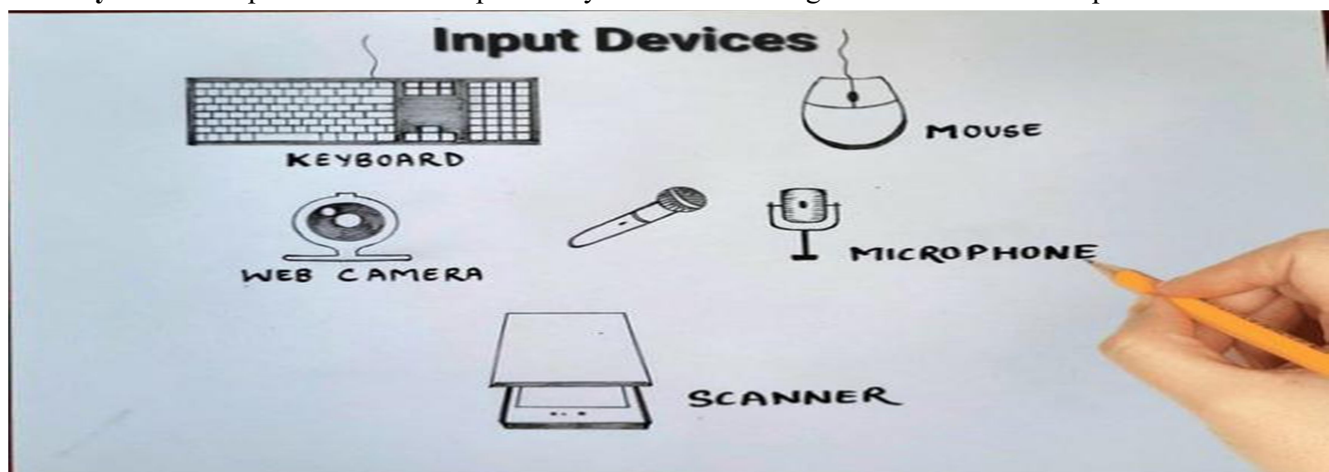
Activity 2: To observe and record their surroundings, like plants, animals, and their weather patterns.

Instructions: Take printouts and attached on holidays homework register.

Arts:

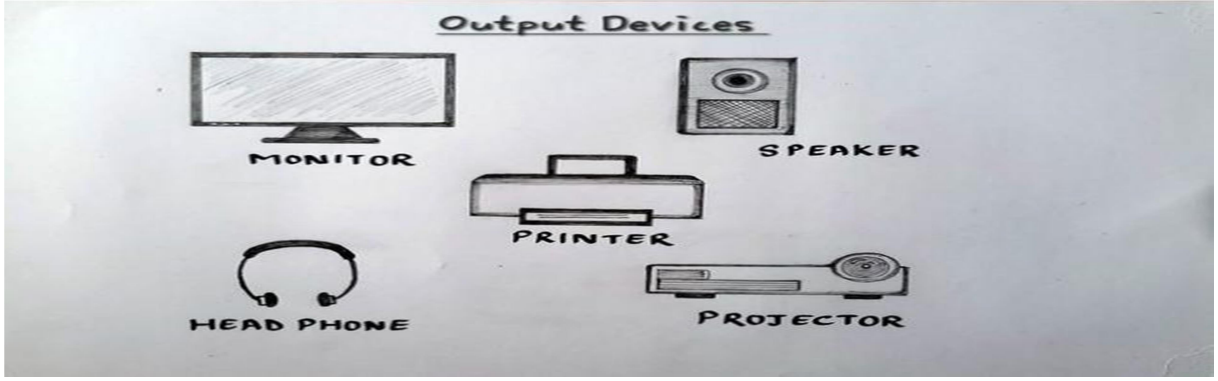
SLOs: Students will be able to understand difference between input and output devices of computer.

Activity 1: Draw input devices of computer on your homework register and shade it with pencil.



SLOs: Students will be able to understand the output devices of computer.

Activity 2: Draw output devices of computer on homework register and shade it with pencil.



اردو

حاصلات تعلیم

طلبا کو انٹرنیٹ کے رجحان کے ساتھ تعلیم سے جوڑ کر رکھنا

پہلی سرگرمی

سکول کے پرنسپل صاحب کے نام درخواست لکھیں جس میں انٹرنیٹ کے بڑھتے رجحان اور نقصان پر طلباء کے لئے ایک ورکشاپ منعقد کرنے کی درخواست کریں

دوسری سرگرمی

ویڈیو پروجیکٹ: بچے انٹرنیٹ کے ذریعے ویڈیو بنانے اور ایڈیٹنگ کی مہارت سیکھیں۔ وہ اردو میں ویڈیو بنا کر اپنی ٹیچر کو بھیجیں۔

املا کے الفاظ اور پیرا گراف

الفاظ: جاں باز، بلبلی، خوف، دولت، شوکت، ظلم، شیدا، چمن، بے خوف، من بھاتا۔

پیرا گراف:

ہم اپنے وطن کے شیدا ہیں،

بلبل ہے چمن کے شیدا ہیں۔

یہ جھنڈا سبز ہمارا ہے

چمن بھاتا چاند ستارا ہے۔

جاں بازوں کی اولاد ہیں ہم۔

اب غیروں سے آزاد ہیں ہم،

جو قوم کی اصلی دولت ہیں

ہم ظلم مٹانے والے ہیں۔

ہم پاکستان کی شوکت ہیں۔

مظلوموں کے رکھوالے ہیں۔

اسلامیات

حاصلات تعلیم : طلباء انٹرنیٹ کی مدد سے اسلامی تعلیمات حاصل کرنا سیکھیں گے۔

سرگرمی نمبر ۱: انٹرنیٹ کے ذریعے اسلامی تعلیمات کیسے پھیلائی جاسکتی ہیں؟

ہدایت: والدین طلباء کی مدد کریں گے سرگرمی کو حل کرنے کے لیے۔

حاصلات تعلیم: طلباء قرآنی دعائیں بمعہ ترجمہ یاد کر سکے گئے۔

سرگرمی نمبر ۲: انٹرنیٹ کی مدد سے دودھ پینے کی دعا، نئے کپڑے پہننے کی دعا اور آئینہ دیکھنے کی دعا اور ان کا ترجمہ تحریر کریں۔

ہدایت: والدین تلفظ کی ادنیٰ جگہ میں طلباء کی مدد کریں۔

Week no. 4
Theme: Internet

ENGLISH:

SLOs: Students research skills will be enhanced how to find and use reliable sources on the internet. They will practice summarizing information they find online. Students will improve their writing by summarizing their findings in their own words.

Activity no. 1: Internet Scavenger Hunt Description

Answer the following questions by using the internet.

Q. 1. What are three interesting facts about space?

Q. 2. Who was the first person to walk on the moon?

Q. 3. Find a recipe for a healthy snack and write down the ingredients.

Q. 4. Write five names of social media apps and draw the pictures of the app.

Activity no. 2: Write a letter to your principal thanking him for the installation of internet connection in the primary section.

SLOs: Students writing skills, and use of punctuation will be improved by this activity.

Mathematics:

SLOs: Students can add fraction with like and unlike denominator.

Activity1: A file is $\frac{3}{8}$ complete. If it takes 2 hours to download the remaining part, how long will it take to download the entire file?

Instructions: Fraction addition method can be used.

SLOs: Students can subtract fraction with like and unlike fraction.

Activity2: A student has $1\frac{1}{2}$ hours of internet time left. If he spends $\frac{3}{4}$ of an hour online, what fraction of the time is left?

Instructions: Fraction subtraction method can be applied.

Computer:

SLOs: Students will be able to use a web browser to access and explore a kid-friendly website.

Activity 1: Introduction to the Internet. Write current information shortly of your country. (10 lines at least)

Instructions: 1. Introduce the concept of the internet using age-appropriate examples.

2. Use visual aids to explain how the internet connects people and information worldwide.

SLOs: Students will be able to use a web browser to access and explore a kid-friendly website.

Activity 2: Internet Safety and Exploration. Write some beneficial information from internet.

Instructions: Demonstrate how to use a kid-friendly search engine or website (e.g., National Geographic Kids, PBS Kids).

Science:

SLOs: Understand the order and relative sizes of the planets and learn about the unique features of each planet.

Activity 1: How can you use the internet to learn about the solar system?

Instructions: Cut out bases from cardboard or foam board and glue the planets on them. Use string or yarn to create orbits around the Sun (a lamp or flashlight).

SLOs: Students will be able to understand the old thing in museum by using internet.

Activity 2: What is a virtual museum, and how can you visit an online?

Instructions: Visit the museum's websites, which often features digital exhibits, collections, and interactive displays

Social studies:

SLOs: Students will be able to find information about any country quickly.

Activity 1: How does the internet help to learn about different countries and their culture?

Instructions: Use search engines like Google to find information about a country you're interested in. Look for websites with articles, videos, and pictures.

SLOs: Students will be able to find out what happen in the world instantly.

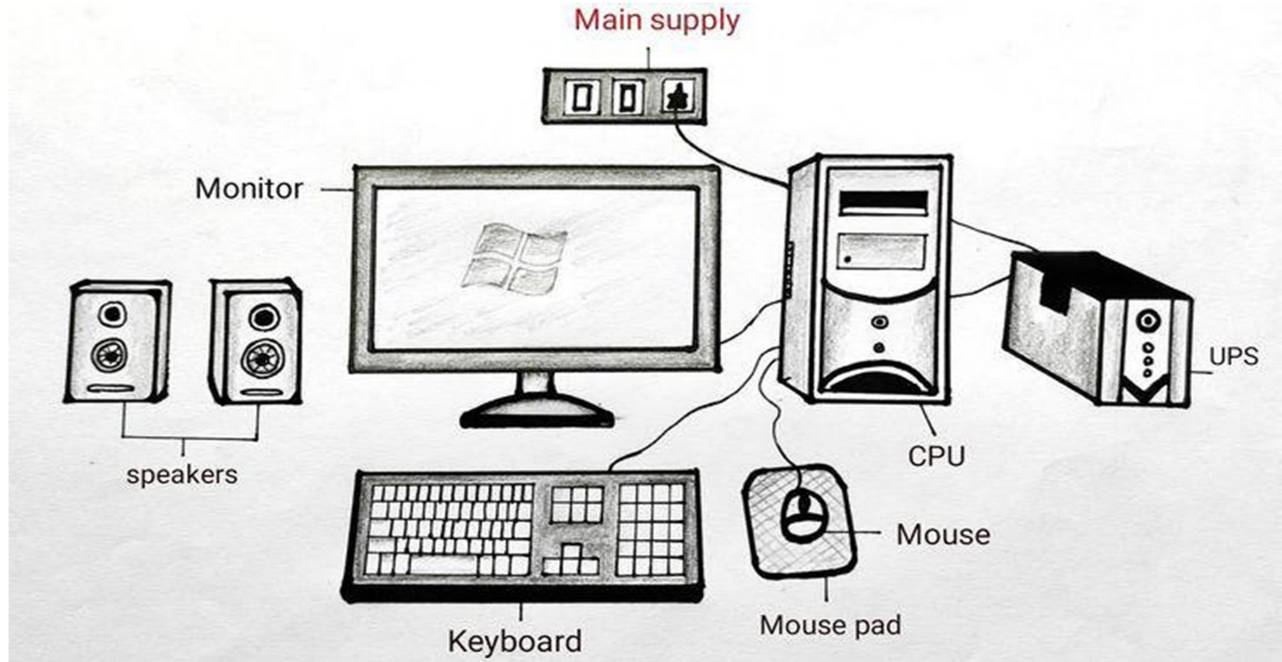
Activity 2: How has the internet changed the way people gather about the current events and news around the world?

Instructions: Social media and platforms like YouTube let regular people share their own videos and stories about events. This can give a more personal and immediate view of what's going on in the world.

Arts:

SLOs: Students will be able to recognize different parts of computer and laptop.

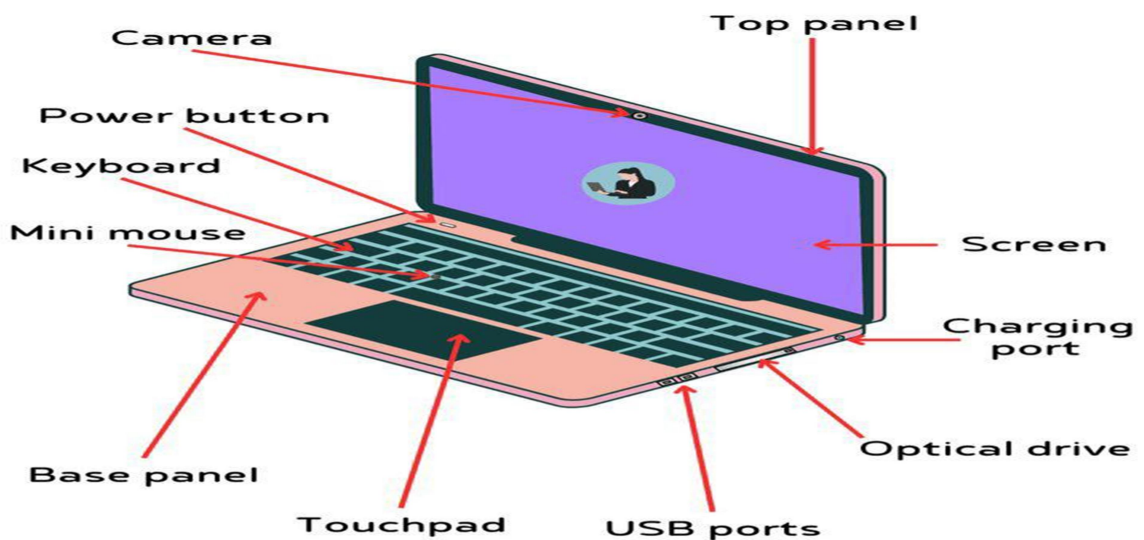
Activity 1: Draw and shade the different parts of



SLOs: Students will be able to recognize different parts of computer and laptop.

Activity 2: Draw different parts of Laptop and color it.

Parts of laptop



حاصلات تعلیم طلباء کو انٹرنیٹ کے ذریعے اردو کی لکھائی اور زبان بہتر کروانا
پہلی سرگرمی

انٹرنیٹ پر موجود مختلف کہانیاں پڑھئے۔ اس سے اپنی تخلیقی صلاحیتوں کو بہتر بنائے اور خود کی ایک کہانی لکھیں۔

دوسری سرگرمی

اردو پوڈ کاسٹ: بچے اردو میں ایک پوڈ کاسٹ ریکارڈ کریں جس میں وہ مختلف موضوعات پر گفتگو کریں، یا کہانیاں سنائیں یا ملکی حالات سنائیں یا معلومات فراہم کریں۔ اپنی اردو کی استانی کو ملنا ایپ پہ بھیجئے۔

املا کے الفاظ اور پیرا گراف

الفاظ

فاضل مادے، ماحول، گردوغبار، مسام، معائنہ، کوٹ بوٹ، سنبھل، خرد بین، افرائش کوٹا کرکٹ۔

پیرا گراف

ہاری جلد میں بہت سارے سوراخ ہوتے ہیں جنہیں مسام کہتے ہیں۔ یہ مسام اتنے تاریک ہوتے ہیں کہ صرف خرد بین کی مدد سے ب ان کو دیکھا جاسکتا ہے۔ ان مسامات سے پسینہ خارج ہوتا ہے۔ گرمی کی وجہ سے یا جسمانی مشقت اور ورزش کرنے سے بھی جسم سے پسینا نکلتا ہے۔ پسینے کے ذریعے سے جسم کے بہت سے گندے فاضل مادے خارج ہوتے ہیں۔

اسلامیات

حاصلات تعلیم: طلباء نزول وحی کا واقعہ جان سکے گئے۔

سرگرمی نمبر ۱: انٹرنیٹ کی مدد سے نزول وحی کا واقعہ لکھیں۔

ہدایت: والدین طلباء کی نزول وحی کا واقعہ لکھنے میں مدد کریں۔

حاصلات تعلیم: طلباء زبانی کلمے یاد کر سکیں گے۔

سرگرمی نمبر ۲: انٹرنیٹ کی مدد سے پہلے تین کلمے بمعہ ترجمہ یاد کریں۔

ہدایت: والدین طلباء کو کلمے حفظ کرنے میں مدد کریں۔

Week no. 5
Theme: Internet

English:

SLOs: This activity will help to enhance students' creative writing and thinking skills.

Activity 1: Write an essay about a topic, "**Importance of Internet in our Education**". (10 lines)

SLOs: Students will be able to learn parts of speech.

Activity 2: Write eight parts of speech with examples. Use Google search engine and find worksheet on this and solve it.

Mathematics:

SLOs: Students can understand and apply basic concepts of time measurement.

Activity1: A boy spends 2 hours and 30 minutes online. Convert the boy's online spending time into minutes.

Instruction: 1 hour = 60 min

SLOs: Students will be able to learn obtuse angle, acute angle, right angle and straight angle with help of protector.

Activity2: Draw an angles neatly, use pencil and protector carefully for it. Make a worksheet on it by using internet.

Social studies:

SLOs: Students will be able to identify and describe at least three positive impacts of the internet on society and explain how these impacts benefit individuals and communities.

Activity1: What are the some positive impacts of internet in our society?

Instructions: You should provide specific examples or areas where the internet has had a positive influence.

SLOs: Students will be able to learn the uses of **internet** at home and office.

Activity2: Write few uses of internet at home and in office.

Instructions: You can provide short information about the uses of internet.

Art:

SLOs: Students will be able to recognize different social Applications.

Activity 1: Make a collage of Social Applications.

Instructions: Use colored computer sheets draw and cut different icons.

SLOs: Students will be able to learn different connectivity with devices.

Activity 1: Draw a picture of internet connectivity with other devices.

Instructions: Use pencil for its drawing and shading.

Computer:

SLOs: Students will be able to define what the Internet and its basic uses.

Activity 1: Internet Uses Matching Game.

Instructions: Prepare a set of cards or a handout with different Internet uses (e.g., communication, information, entertainment, education).

SLOs: Students will be able to identify and explain basic internet safety rules.

Activity 2: Internet Definition.

Instructions: Write the short paragraph related to Internet Definition on MS word.

Science:

SLOs: Students will be able to learn about endangered species.

Activity 1: Use the internet to research and list three endangered animals?

Instructions: Provide at least 2 examples of how human actions can impact endangered species

SLOs: Students will be able to learn about dinosaurs' history by the use of internet.

Activity 2: How can you use the internet to learn about dinosaurs?

Instructions: Play interactive dinosaur games on websites like Cool math Games or ABCya.

اردو

حاصلات تعلیم

طلبا کو انٹرنیٹ کے ذریعے کتابوں کی طرف رجحان کروانا

پہلی سرگرمی

دو دوستوں کے درمیان انٹرنیٹ کے فوائد پر مکالمہ لکھیں۔ کم از کم بیس سطریں۔

دوسری سرگرمی

- آن لائن اردو کتابیں: بچے انٹرنیٹ پر دستیاب اردو کتابیں پڑھیں اور پھر ان کتابوں پر اپنے خیالات یا تبصرے تحریر کریں۔

اسلامیات

حاصلات تعلیم: طلباء قرآنی سورتیں زبانی یاد کر سکے گئے۔

سرگرمی نمبر ۱: انٹرنیٹ کی مدد سے آخری دس سورتیں زبانی یاد کریں۔

ہدایت: والدین طلباء کو سورتیں حفظ کرنے میں مدد کریں۔

حاصلات تعلیم: طلباء قرآنی سورتیں زبانی یاد کر سکے گئے۔

نمبر ۲: انٹرنیٹ کی مدد سے آیت الکرسی زبانی یاد کریں۔

ہدایت: والدین طلباء کو آیت الکرسی حفظ کرنے میں مدد کریں۔