



SUMMER VACATION

HOMEWORK

2024-2025


CLASS MONTESSORI

NAME: _____

CLASS: _____

STN#: _____





Instructions for summer vacation Homework 2024

1. This booklet contains summer vacation homework for 2024.
2. Vacation homework is designed to keep the children usefully engaged connecting the book knowledge with practical life.
3. The work is designed under the following formats:
 - a) Thematic work
 - b) Integrated work
 - c) Projects
4. Parents are requested to support, guide and provide inexpensive material required to complete the work.
5. The work given is to develop skills, innovation and creativity, the work done by anybody except the students will not be checked.
6. Parents are requested to help their children learn life skills and promote holistic growth.
7. Instructions are provided for both children and parents to guide and support the completion of activities.
8. Vacation work is divided into 5 weeks, kindly follow the sequence and avoid doing all the work within a short period.
9. Students are expected to be engaged for about 50 hours to complete the entire vacation homework.
10. The homework includes activities that suggest visiting parks, zoos, and other educational and recreational locations.
11. We hope this exercise will help children and parents to spend some quantity time together, which they miss during the school days and turn the learning into a joyful experience.
12. Please avoid using expensive materials.
13. Students Learning Outcomes (SLOs) are mentioned before each activity where necessary.
14. Submit the completed homework on August 6th, 7th, and 8th, 2024.
15. Please obtain a receipt from the teacher after submitting the homework.

Happy Holidays



Class Montessori GRO

Instructions:

- Write neatly.
- Write the date and day on the homework.
- Paste pictures very neatly.

Life Skills

➤ **Self Hygiene**

- Brush your teeth twice a day.
- Bathe regularly.
- Wash your hands properly.
- Wear clean and tidy clothes daily.
- Keep your room clean.
- Comb your hair properly.

➤ **Helping Others:**

- Share your toys.
- Say kind words and give hugs to friends and family.
- Help clean up the room or play area.
- Learn to share and take turns.

Themes:

1. A visit to the Park
2. Sea Animals
3. Fruits
4. Taste (Sweet & Salty Food)
5. Colours



SLOs:

1. Children can observe and learn about plants, trees, animals and insects fostering an early interest in nature and science.
2. Children engage in physical activities like running, climbing and playing which help develop their gross motor skills.

❖ Paste your picture with your parents in the park.




English:

Playground
Circle all the things that belong on the playground.



COUNTING

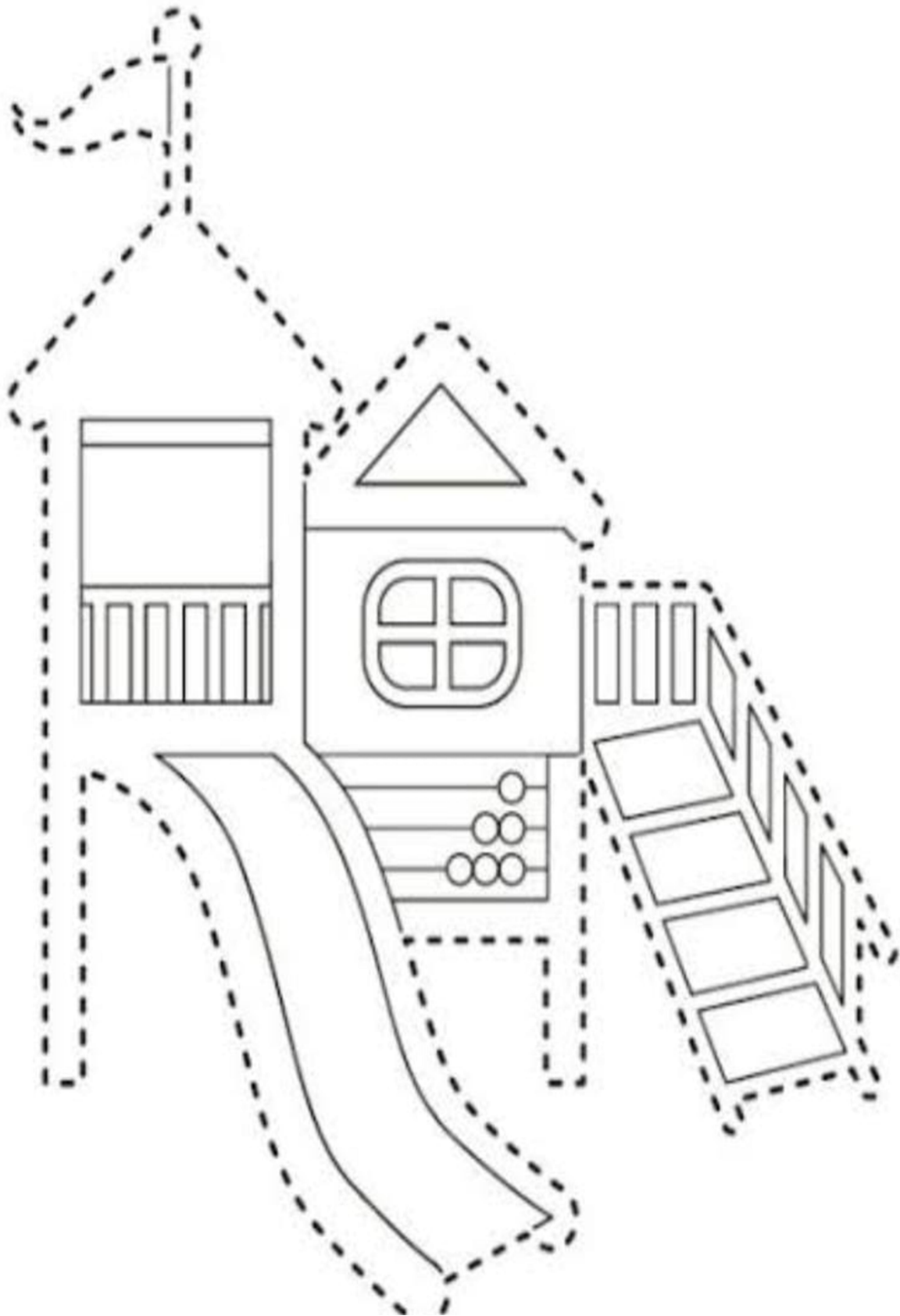
Look at the picture.
Fill in the blanks.



1. There are 5 children in the park.
2. There are 3 balls.
3. There are 4 trees in the park.
4. There are 2 bicycles.
5. 2 boys are flying kites.

Arts

Trace the Picture and Colour.



نقاط ملائیں اور رنگ بھریں۔

لال

ا

نیلا

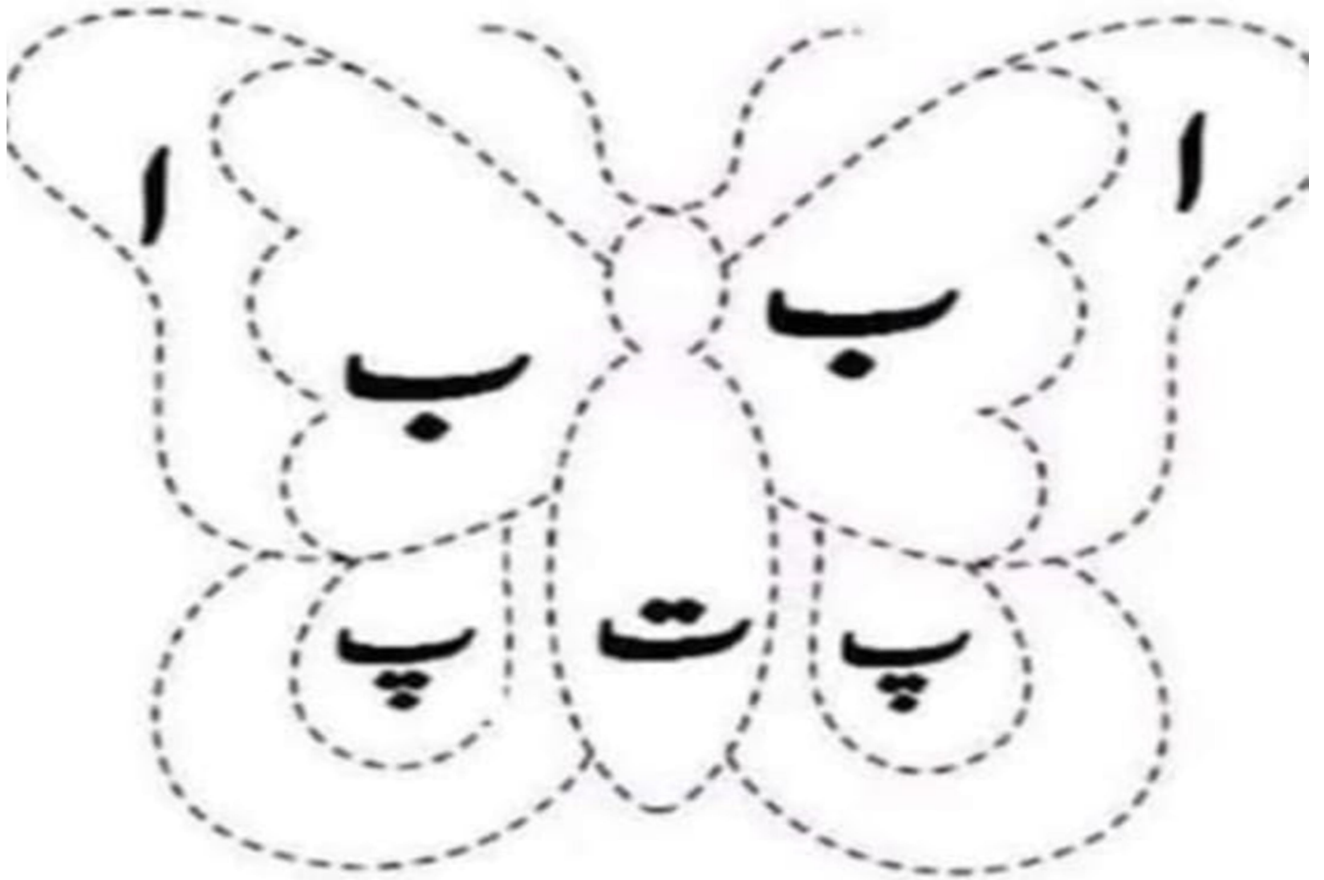
ا

ہرا

ت

پیلا

پ



بچوں کو بتائیں کہ جس خانے میں لکھا ہے اس خانے میں وہی رنگ بھریں۔

Week no. 2











Theme: Sea Animals



SLOs:

1. Learning about sea animals can foster empathy and sense of care for living creatures.
2. The diverse and colorful world of sea animals stimulates curiosity and fascination, promoting a love for learning.

English:

Circle the right picture for each word.	Name: _____	
whale		
dolphin		
crab		
fish		
		

Mathematics:

Sea Creature Counting


How many of each sea creature can you count below?

Fish

Seahorses

Sharks

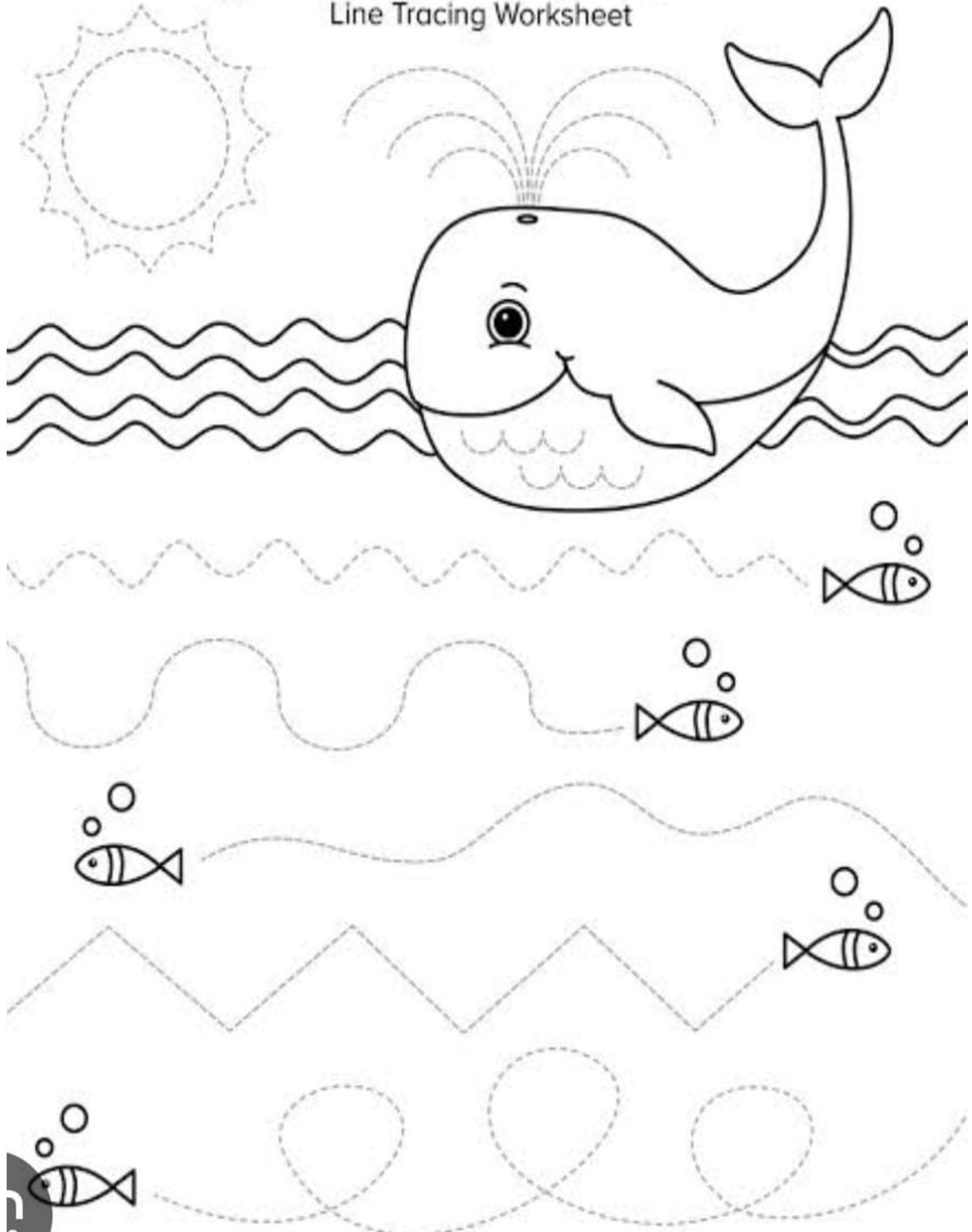
Crabs




Arts:

Under the Sea

Line Tracing Worksheet





Week 3

Theme: Fruits



SLOs:

1. Children learn about different types of fruits their colors, shapes, sizes and tastes.
 2. Learning about fruits can foster positive attitude towards healthy eating and nutrition.
- Paste the pictures of 3 summer fruits and write their names:

--	--	--

- Paste the pictures of 3 winter fruits and write their names:

--	--	--

English

Fruit Word Tracing

Trace the words below.



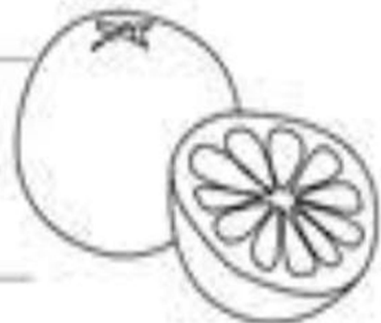
apple

watermelon



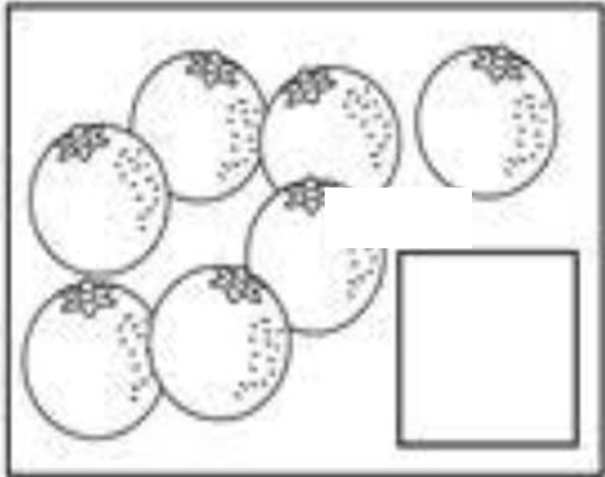
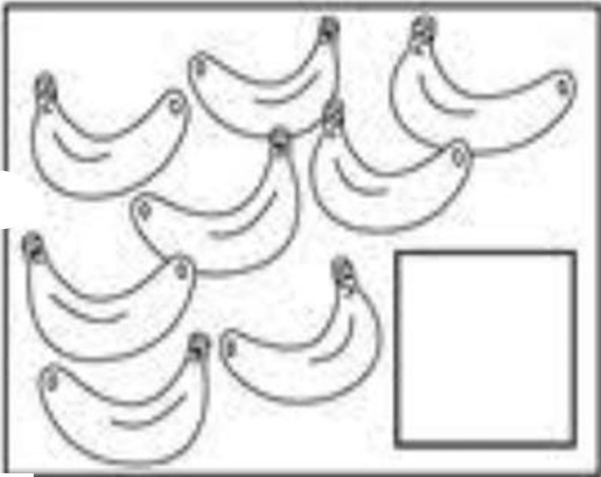


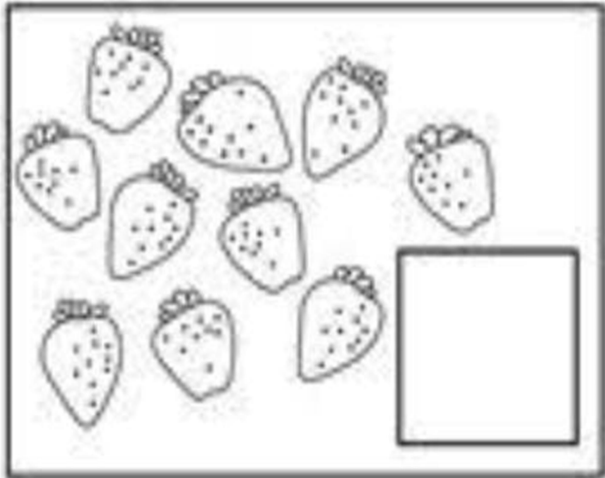
lemon

orange



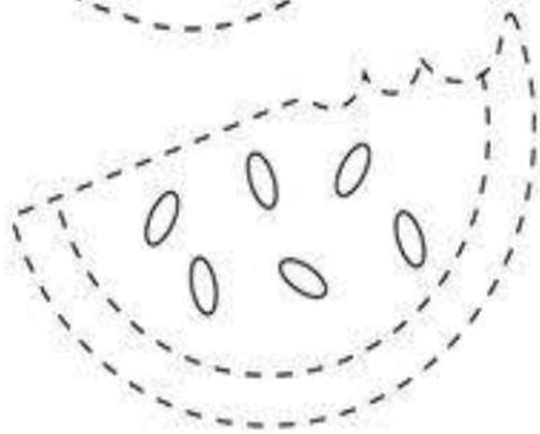
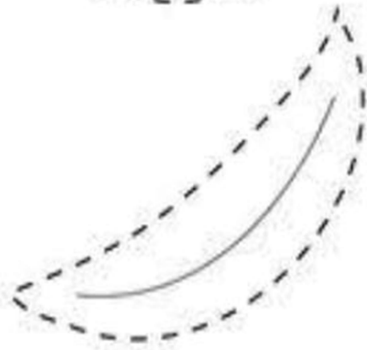
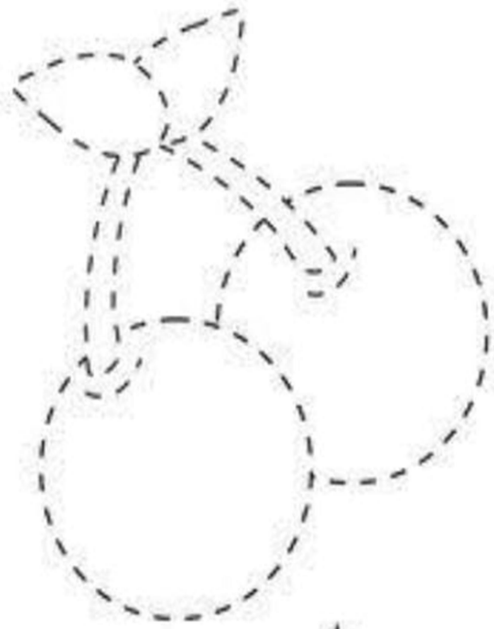

Count and write

Count how many pieces of fruit is in each group and write the number in the box. 6, 7, 8, 9 or 10.





Arts:

Trace the Fruit



• لال اور پیلے رنگ کی چیزوں کو پہچانے اور رنگ بھرے۔



Week no. 4

Theme: Taste












SLOs:

1. *Children learn to recognize and differentiate between various tastes (sweet, sour, salty, bitter)
2. Sour, salty, bitter)
3. Tasting different foods helps children engage their senses and explore new experiences.

English:

Salty or Sweet?
Select the correct word to describe each food.


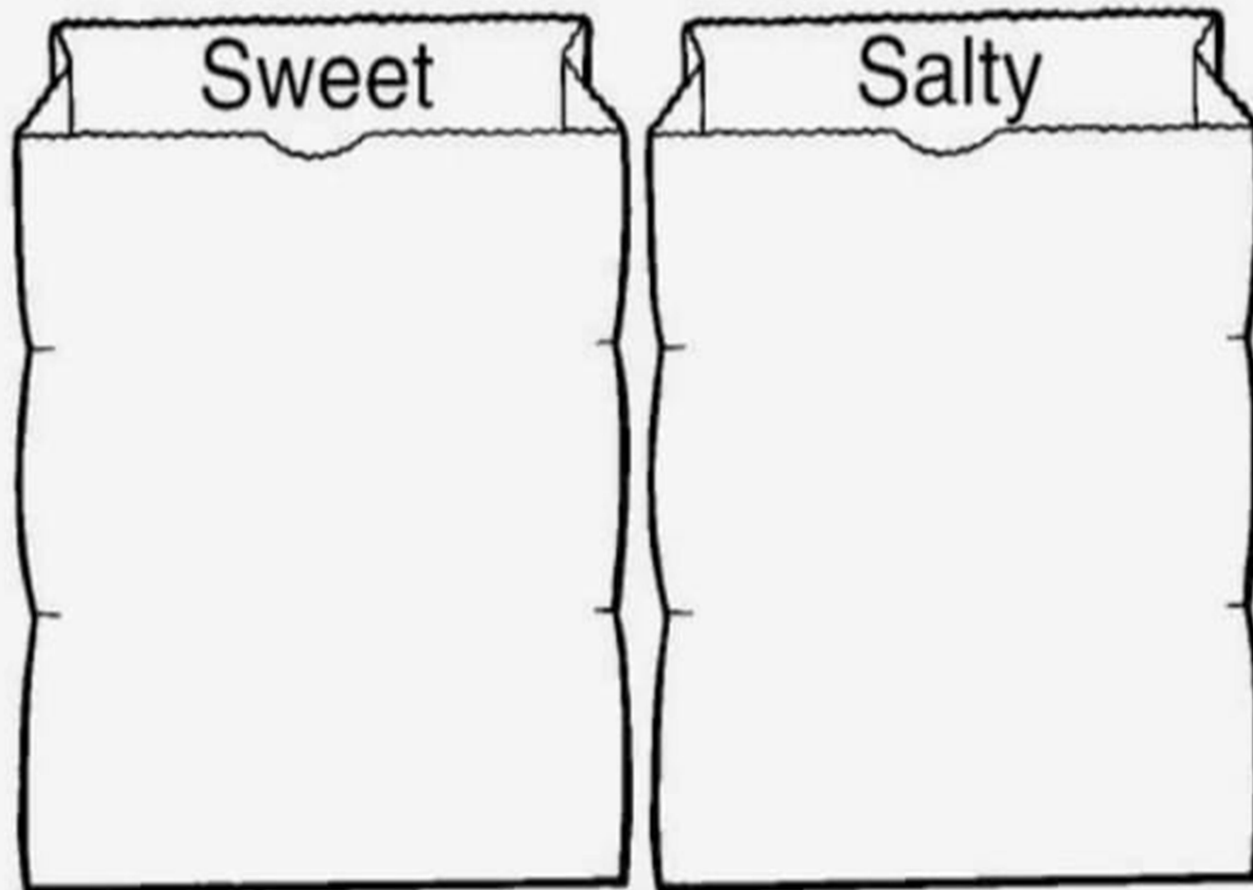
		
sweet salty	sweet salty	sweet salty
		
sweet salty	sweet salty	sweet salty
		
sweet salty	sweet salty	sweet salty

Candy Count and Match

1
2
3
4
5
6

3	
2	
3	
4	
5	
6	

Tasty Treats



Directions: Cut out the pictures. Glue each food on the corresponding bag.



Week no. 5

Theme: Colours



SLOs:

1. Teach children to recognize and identify primary and secondary colors by names, which help in developing their vocabulary and cognitive skills.
2. Make learning about colors enjoyable and engaging through games, songs and interactive activities that keep children interested and motivated

English:



orange

green



purple

yellow





Color the Number

Find the Number 6 and color it



نیلا، پیلا، لال

☆ تصاویر میں بنیادی رنگ بھریئے:



COLOURS

-READ AND COLOUR-

