



# SUMMER VACATION

*HOMEWORK*

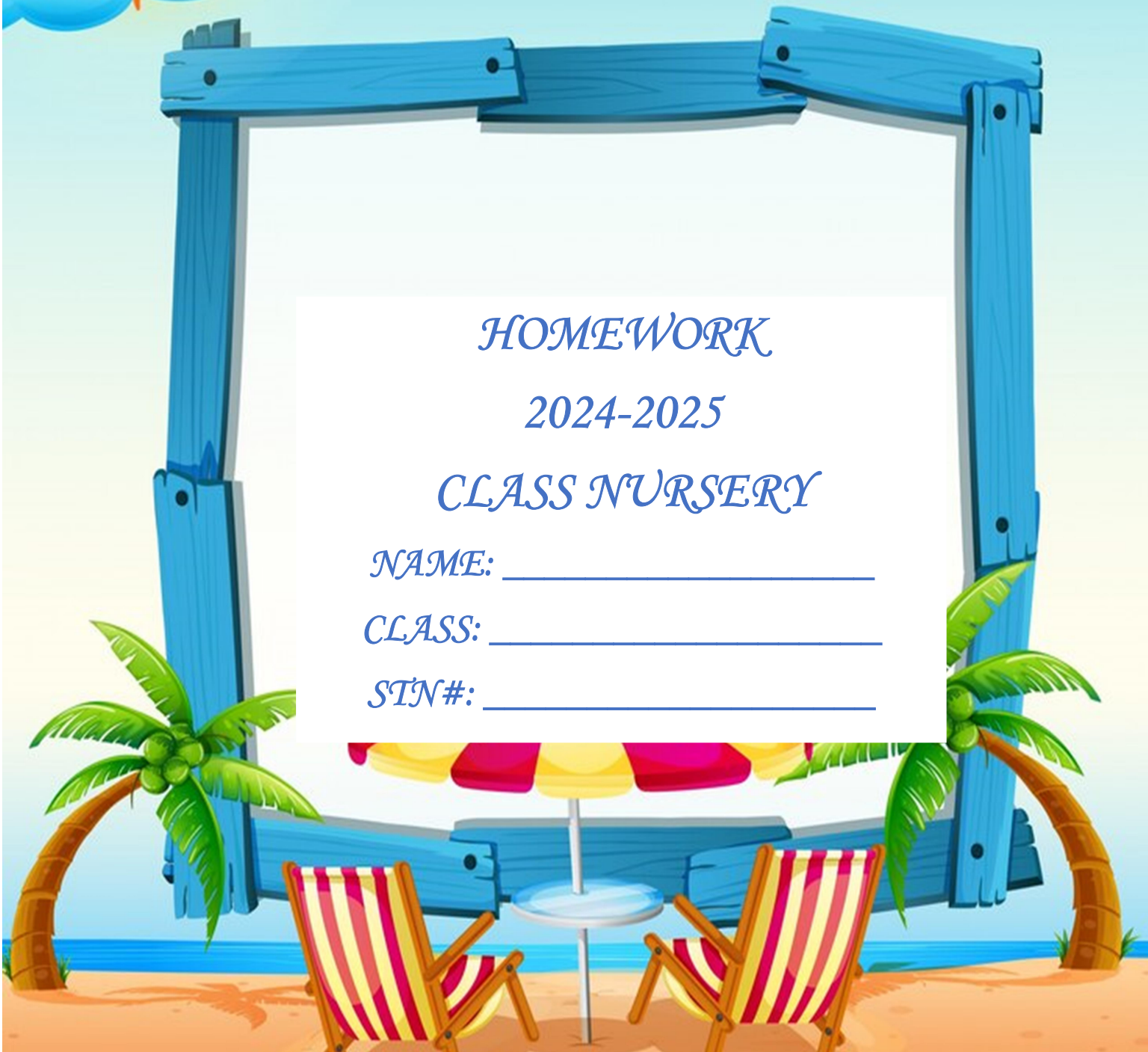
*2024-2025*


*CLASS NURSERY*

*NAME:* \_\_\_\_\_

*CLASS:* \_\_\_\_\_

*STN#:* \_\_\_\_\_





### **Instructions for summer vacation Homework 2024**

1. This booklet contains summer vacation homework for 2024.
2. Vacation homework is designed to keep the children usefully engaged connecting the book knowledge with practical life.
3. The work is designed under the following formats:
  - a) Thematic work
  - b) Integrated work
  - c) Projects
4. Parents are requested to support, guide and provide inexpensive material required to complete the work.
5. The work given is to develop skills, innovation and creativity, the work done by anybody except the students will not be checked.
6. Parents are requested to help their children learn life skills and promote holistic growth.
7. Instructions are provided for both children and parents to guide and support the completion of activities.
8. Vacation work is divided into 5 weeks, kindly follow the sequence and avoid doing all the work within a short period.
9. Students are expected to be engaged for about 50 hours to complete the entire vacation homework.
10. The homework includes activities that suggest visiting parks, zoos, and other educational and recreational locations.
11. We hope this exercise will help children and parents to spend some quantity time together, which they miss during the school days and turn the learning into a joyful experience.
12. Please avoid using expensive materials.
13. Students Learning Outcomes (SLOs) are mentioned before each activity where necessary.
14. Submit the completed homework on August 6<sup>th</sup>, 7<sup>th</sup>, and 8<sup>th</sup>, 2024.
15. Please obtain a receipt from the teacher after submitting the homework.

**Happy Holidays**



Class Nursery GRO

**Instructions:**

- Write neatly.
- Write the date and day on the homework.
- Paste pictures very neatly.

**Life Skills**

➤ **Self-Hygiene**

- Brush your teeth twice a day.
- Bathe regularly.
- Wash your hands properly.
- Wear clean and tidy clothes daily.
- Keep your room clean.
- Comb your hair properly.

➤ **Helping Others:**

- Share your toys.
- Say kind words and give hugs to friends and family.
- Help clean up the room or play area.
- Learn to share and take turns.

**Themes:**

1. A visit to the Park
2. Sea Animals
3. Taste (Sweet & Salty Food)
4. Colour
5. Transport

**Week no. 1**  
**A visit to the Park**

















**SLOs:**

1. Children can observe and learn about plants, trees, animals and insects fostering an early interest in nature and science.
  2. Children engage in physical activities like running, climbing and playing which help develop their gross motor skills.
- Paste your picture with your parents in the park.



**English:**

# Read and choose

<b>tunnel</b>			
<b>slide</b>			
<b>swing</b>			
<b>ball</b>			
<b>seesaw</b>			






Mathematics:




# Summer Playground Counting Scene




How many?

 swings   benches   molds

 slides   balls   dolls

 carousels   buckets   children

 shovels   cars

اُردو:

اس تصویر کو غور سے دیکھیں اور سوال کا جواب دیں۔



س: بچے کہاں کھیل رہے ہیں۔

1- گھر میں



2- باغ میں

3- ہسپتال میں

Art:

# Spot the difference

Find 4 differences.



Week no. 2

Theme: Sea Animals








**SLOs:**

1. Learning about sea animals can foster empathy and sense of care for living creatures.
2. The diverse and colourful world of sea animals stimulates curiosity and fascination, promoting a love for learning.

**English:**

# Sea Animals

Tick the correct answer.

		True	False
	This is a starfish.	<input type="radio"/>	<input type="radio"/>
	This is a jellyfish.	<input type="radio"/>	<input type="radio"/>
	This is a whale.	<input type="radio"/>	<input type="radio"/>
	This is a crab.	<input type="radio"/>	<input type="radio"/>
	This is a shark.	<input type="radio"/>	<input type="radio"/>



Mathematics:

# Sea Creature Counting


How many of each sea creature can you count below?

Fish

Seahorses

Sharks

Crabs


اُردو:

سمندری جانوروں کے گرد دائرہ لگائیں۔



Art:

## Spot the difference



Week no. 3

Theme: Taste



**SLOs:**

1. Children learn to recognize and differentiate between various taste (sweet, sour, salty, bitter)
2. Tasting different foods help children engage their senses and explore new experiences.


**English:**

Name: <input type="text"/>		Directions: Click your result after testing each food	
<b>How does it taste?</b>			
food	result		
	<input type="checkbox"/> sweet	<input type="checkbox"/> salty	<input type="checkbox"/> sour
	<input type="checkbox"/> sweet	<input type="checkbox"/> salty	<input type="checkbox"/> sour
	<input type="checkbox"/> sweet	<input type="checkbox"/> salty	<input type="checkbox"/> sour
	<input type="checkbox"/> sweet	<input type="checkbox"/> salty	<input type="checkbox"/> sour



Mathematics:


Fill in the missing numbers.



Arts:

# I taste with my tongue

Color the things that you can taste and eat.



Popcorn



Bird



Candy



Ball



Orange Juice



Pizza



Pepper



Hat



Rocket

اُردو:

کھانے والی چیزوں میں رنگ بھریں۔



Week no. 4

Theme: Colors



**SLOs:**

1. Teach children to recognize and identify primary and secondary colors by names, which help in developing their vocabulary and cognitive skills.
2. Make learning about colors enjoyable and engaging through games, songs and interactive activities that keep children interested and motivated.

**English:**



orange

green



purple

yellow





Mathematics:

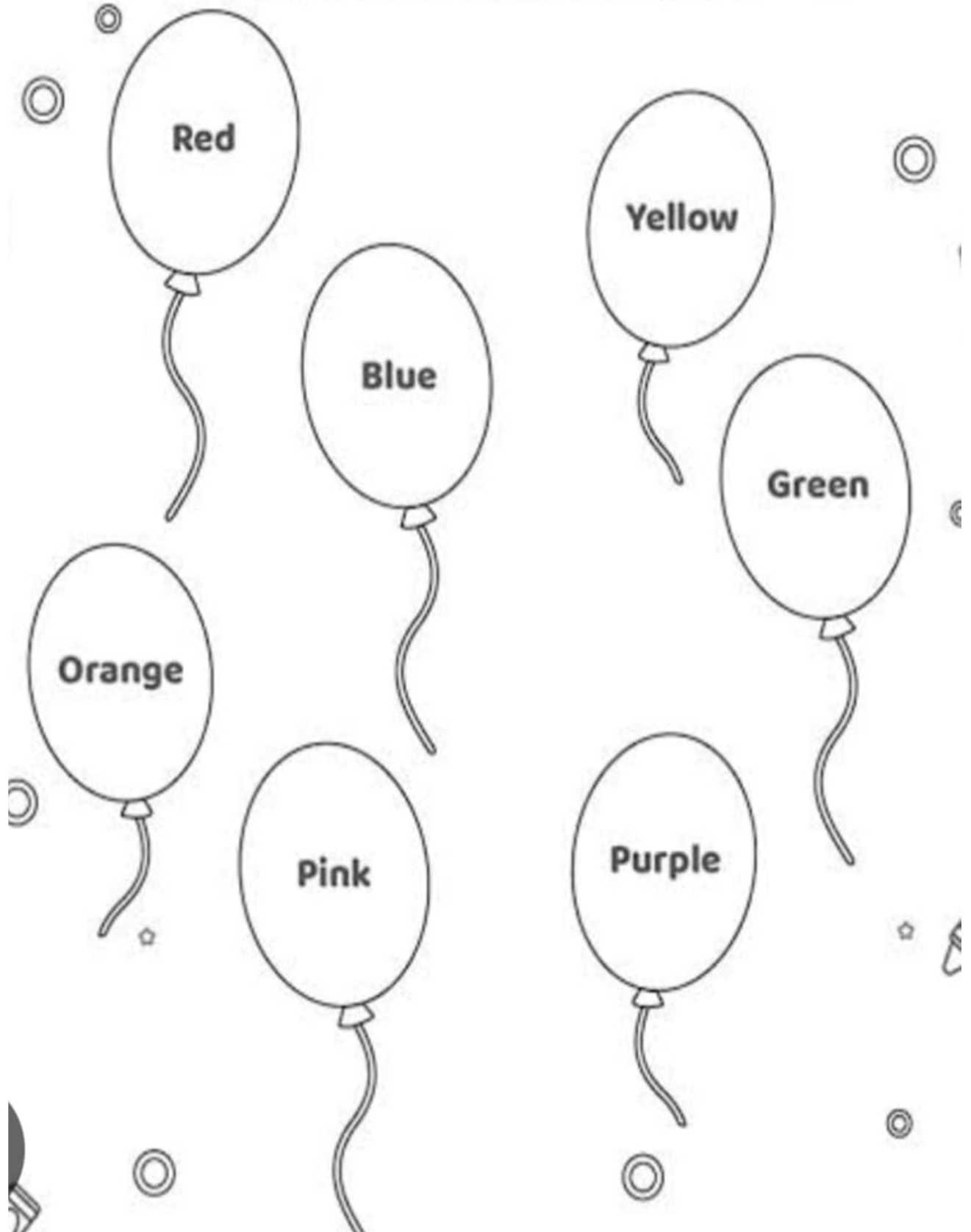
# Color the Number

Find the Number 6 and color it




Art:

Color the balloons in the corresponding color.



نیلا، پیلا، لال

☆ تصاویر میں بنیادی رنگ بھریئے:



Week no. 5  
Theme: Transport



**SLOs:**

1. Keep the vehicle clean and sanitized to maintain a healthy environment for the children.
2. Make sure that the children are always safe during the trip. This means using child safety seats, seat belts and following all traffic rules.

**English**

## Modes of Transportation: What Are They Called?

Directions: Trace the transportation words and match them to their pictures




plane



bus



train



bike



car



**Mathematics:**

➤ Count and Write.